




II TORNEO MUJER Y DEPORTE 2008

MADRID, 18-19 OCTUBRE 2008



Boletín Final de Estadísticas

02

EQUIPOS PARTICIPANTES:

CATALUNYA – EUSKADI – COMUNIDAD VALENCIANA – COMUNIDAD DE MADRID





ORGANIZACIÓN

REAL FEDERACIÓN ESPAÑOLA DE BÉISBOL Y SÓFBOL

FEDERACIÓN MADRILEÑA DE BEISBOL Y SOFBOL

OFICIALES DE LA COMPETICIÓN

COMISARIO TÉCNICO: JUAN CARLOS CERDA

ÁRBITROS: M^a JOSE BALLINA
AINHOA PALACIOS
JERONIMO MORENO
MARIA JESUS VALLINA
JOSE JAVIER LOPEZ

DIRECTOR DE ANOTACION: ARIÑE ILUNDAIN

ESTADÍSTICAS: ARIÑE ILUNDAIN
ANOTADORES: SUYAI CARAVELLO
SARA MARTIN
OLGA MARCO

BOLETIN DE ESTADISTICAS: ARIÑE ILUNDAIN





RESULTADOS

Nº	FECHA	HORA	ENCUENTRO	RESULTADO
01	18.10.08	10:30	CATALUNYA – COMUNIDAD DE MADRID	12 - 6
02	“	12:45	COMUNIDAD VALENCIANA - EUSKADI	13 - 12
03	“	16:30	COMUNIDAD VALENCIANA – CATALUNYA	8 - 18
04	“	19:00	COMUNIDAD DE MADRID – EUSKADI	9 - 12
05	19.10.08	10:00	EUSKADI - CATALUNYA	9 - 4
06	“	12.15	COMUNIDAD MADRID – COMUNIDAD VALENCIANA	12 - 5

CLASIFICACIÓN FINAL						
Pos	Equipo	J	G	P	AVE	GB
1	 CATALUNYA	3	3	0	1000	0
2	 COMUNIDAD DE MADRID	3	1	2	333	2
3	 COMUNIDAD VALENCIANA	3	1	2	333	2
4	 EUSKADI	3	1	2	333	2

*****PREMIOS INDIVIDUALES*****

JUGADOR MÁS VALIOSO (MVP) : **ANABEL ALLUE**



MEJOR BATEADOR: **MADDI ARRIETA**



BAVE: 833

MEJOR LANZADOR: **GEORGINA LAGARES**



(ERAVE: 1.97)



Box Score Partido 1



CATALUNYA 12 - 6 COMUNIDAD DE MADRID



MADRID 6 (0-1)

Player	AB	R	H	BI	2B	3B	HR	BB	SB	CS	HP	SH	SF	SO	IBB	KL	GDP	PO	A	E
DIAZ, A 1b	1	1	1	1	0	0	0	0	1	0	0	2	0	0	0	0	0	6	0	0
JIMENEZ, I lf	2	1	0	1	0	0	0	1	1	0	0	0	0	0	0	0	0	0	0	1
BERNAL, B c	1	1	0	0	0	0	0	2	2	1	0	0	0	0	0	0	0	5	0	1
MOYANO, M 3b	3	1	1	2	0	1	0	0	0	0	0	0	0	1	0	0	0	0	1	0
LOPEZ, L p/cf	2	0	1	1	0	0	0	1	1	0	0	0	0	0	0	0	0	1	2	1
CASADO, C cf/p	2	0	0	0	0	0	0	1	1	0	0	0	0	0	0	0	0	0	0	0
REDONDO, A 2b	2	0	1	0	0	0	0	0	0	0	1	0	0	1	0	0	0	0	2	2
BONILLA, N ss	2	1	0	0	0	0	0	0	0	0	1	0	0	1	0	0	0	0	0	0
NEGRILLO, C rf	0	1	0	0	0	0	0	1	1	0	1	0	0	0	0	0	0	0	0	0
Totals.....	15	6	4	5	0	1	0	6	7	1	3	2	0	3	0	0	0	12	5	5

CATALUNYA 12 (1-0)

Player	AB	R	H	BI	2B	3B	HR	BB	SB	CS	HP	SH	SF	SO	IBB	KL	GDP	PO	A	E
LAGARES, G p/cf	4	2	1	0	0	0	0	0	1	0	0	0	0	0	0	0	0	0	2	0
GOMEZ, C lf/3b	2	1	0	0	0	0	0	1	1	0	0	0	0	1	0	1	0	1	1	0
GARCIA, M 2b	2	2	0	1	0	0	0	1	2	0	0	0	0	0	0	0	0	1	1	0
FERNANDEZ, R 3b/p	2	2	0	0	0	0	0	1	1	0	0	0	0	0	0	0	0	1	3	0
ALLUE, A ss	3	3	3	2	0	0	0	0	4	0	0	0	0	0	0	0	0	1	0	0
MORENO, M c	3	2	2	3	0	0	0	0	1	0	0	0	0	1	0	0	0	4	1	0
SIMO, L cf/1b	2	0	0	0	0	0	0	0	0	0	0	0	0	1	0	1	0	2	0	0
LEON, A 1b	2	0	0	0	0	0	0	1	2	0	0	0	0	1	0	0	0	5	1	0
MONCHO, R lf	0	0	0	0	0	0	0	0	0	0	0	0	0	0	0	0	0	0	0	0
SANCHEZ, A rf	2	0	0	0	0	0	0	1	0	0	0	0	0	0	0	0	0	0	0	0
Totals.....	22	12	6	6	0	0	0	5	12	0	0	0	0	4	0	2	0	15	9	0





FEDERACIÓN MADRILEÑA DE BEISBOL Y SOFBOL

MADRID		IP	H	R	ER	BB	SO	WP	HB	BK	IBB	SH	SF	CI	2B	3B	HR	AB	BF	FO	GO	NP
LOPEZ, L	L,1-0	3.0	4	8	0	1	4	0	0	0	0	0	0	0	0	0	0	17	18	1	4	
CASADO, C		1.0	2	4	4	4	0	1	0	0	0	0	0	0	0	0	0	5	9	2	1	
CATALUNYA		IP	H	R	ER	BB	SO	WP	HB	BK	IBB	SH	SF	CI	2B	3B	HR	AB	BF	FO	GO	NP
LAGARES, G	W,1-0	4.0	2	1	1	3	3	1	1	0	0	1	0	0	0	0	0	11	16	1	6	
FERNANDEZ, R		1.0	2	5	5	3	0	3	2	0	0	1	0	0	0	1	0	4	10	2	1	

Umpires - HP: LOPEZ, J 1B: MORENO, J
Start: 10:30 Time: 12:20 Attendance: 200

Game notes:
SCOREKEEPERS : CARVALLO S, ILUNDAIN A
TC: CERDA JC






Box Score Partido 2



COMUNIDAD VALENCIANA 13 – 12 EUSKADI



EUSKADI 12 (0-1)

Player	AB	R	H	BI	2B	3B	HR	BB	SB	CS	HP	SH	SF	SO	IBB	KL	GDP	PO	A	E
ZUBIA, M c	2	2	1	0	0	0	0	0	2	0	1	0	0	0	0	0	0	4	0	0
OTAEGUI, Ar c	1	0	0	1	0	0	0	0	0	0	0	0	0	0	0	0	0	3	1	0
AGUIRRE, E lf	2	1	1	1	0	0	0	0	0	0	0	0	0	0	0	0	0	0	0	0
SAN PEDRO, A lf	1	0	0	0	0	0	0	1	0	0	0	0	0	1	0	0	0	0	0	1
MACAZAGA, A ss	3	1	2	1	0	0	0	1	3	1	0	0	0	0	0	0	0	1	1	0
UBIRIA, M rf	1	1	0	0	0	0	0	1	1	0	0	0	0	0	0	0	0	0	0	0
BARANDIARAN rf	2	0	0	0	0	0	0	0	0	0	0	0	0	0	0	0	0	0	0	0
ARRIETA, M cf	2	2	2	2	0	0	1	0	2	0	0	0	0	0	0	0	0	0	0	0
ETXEBERRIA cf	1	1	1	2	0	0	1	0	0	0	0	0	0	0	0	0	0	0	0	0
ITURRIOZ, J lb	2	0	0	0	0	0	0	0	0	0	0	0	0	2	0	0	0	2	0	2
GUERRERO, I lb	1	0	0	0	0	0	0	0	0	0	0	0	0	1	0	0	0	3	0	0
MENDIZABAL p	0	1	0	0	0	0	0	1	1	0	1	0	0	0	0	0	0	0	2	0
BOURY, J p	1	0	0	0	0	0	0	0	0	0	0	0	0	0	0	0	0	0	0	0
MURILLO, A 2b	2	2	1	1	0	0	0	1	2	0	0	0	0	0	0	0	0	1	2	0
OTAMENDI, A 3b	2	0	1	2	0	1	0	0	0	0	0	0	0	0	0	0	0	0	0	0
ESPARZA, A 3b	0	1	0	0	0	0	0	1	1	0	0	0	0	0	0	0	0	0	0	1
Totals.....	23	12	9	10	0	1	2	6	12	1	2	0	0	4	0	0	0	14	6	4

C.VALENCIANA 13 (1-0)

Player	AB	R	H	BI	2B	3B	HR	BB	SB	CS	HP	SH	SF	SO	IBB	KL	GDP	PO	A	E
ALVAREZ, Ro ss	4	2	2	3	0	0	0	1	1	0	0	0	0	0	0	0	0	0	2	0
ARIAS, L c	2	2	1	0	0	0	0	2	1	0	0	0	0	1	0	0	0	5	0	1
FRANCO, Y 3b	2	1	0	1	0	0	0	1	1	0	1	0	0	0	0	0	0	0	0	0
ESTEVE, S cf/p	4	3	2	4	0	0	1	0	0	0	0	0	0	0	0	0	0	0	2	0
SAIZ, I p/lf	2	1	1	0	0	0	0	2	0	0	0	0	0	0	0	0	0	0	1	0
PALANCA, M lf/rf	3	1	2	3	0	1	0	1	1	0	0	0	0	0	0	0	0	0	0	0
RUIZ, I lb/p	2	0	0	0	0	0	0	1	2	0	1	0	0	1	0	1	0	7	0	0
FERRER, M 2b	2	2	0	0	0	0	0	1	0	0	1	0	0	2	0	0	0	0	4	0
AYGUES, M rf	1	1	0	0	0	0	0	0	0	0	0	0	0	0	0	0	0	0	0	0
DELATORRE, Y rf/lb	2	0	0	0	0	0	0	1	0	0	0	0	0	1	0	0	0	3	0	0
Totals.....	24	13	8	11	0	1	1	10	6	0	3	0	0	5	0	1	0	15	9	1





FEDERACIÓN MADRILEÑA DE BEISBOL Y SOFBOL

EUSKADI	IP	H	R	ER	BB	SO	WP	HB	BK	IBB	SH	SF	CI	2B	3B	HR	AB	BF	FO	GO	NP
MENDIZABAL	3.0	2	6	5	6	2	0	2	0	0	0	0	0	0	0	1	13	21	2	4	
BOURY, J L,0-1	1.2	6	7	5	4	3	1	1	0	0	0	0	0	0	1	0	11	16	0	1	
C.VALENCIANA	IP	H	R	ER	BB	SO	WP	HB	BK	IBB	SH	SF	CI	2B	3B	HR	AB	BF	FO	GO	NP
SAIZ, I	4.0	8	10	10	3	4	0	2	0	0	0	0	0	0	1	2	19	24	0	7	
RUIZ, I	0.1	0	2	2	2	0	0	0	0	0	0	0	0	0	0	0	1	3	0	1	
ESTEVE, S W,1-0	0.2	1	0	0	1	0	2	0	0	0	0	0	0	0	0	0	3	4	0	2	

Umpires - HP: BALLINA, M 1B: PALACIOS, A

Start: 12:45 Time: 15:00 Attendance: 200


Game notes:

SCOREKEEPERS: CARAVELLO S, ILUNDAIN A

TC: CERDA, JC








Box Score Partido 3

COMUNIDAD VALENCIANA 8 – 18 CATALUNYA



CATALUNYA 18 (2-0)

Player	AB	R	H	BI	2B	3B	HR	BB	SB	CS	HP	SH	SF	SO	IBB	KL	GDP	PO	A	E
LAGARES, G p	4	2	2	0	0	1	0	0	0	0	0	0	0	0	0	0	0	0	1	1
GOMEZ, C p	0	1	0	0	0	0	0	1	2	0	0	0	0	0	0	0	0	0	0	0
MARTINEZ, M dh	2	4	0	0	0	0	0	3	3	0	0	0	0	0	0	0	0	0	0	0
MONCHO, R cf	4	3	2	1	0	0	0	1	3	0	0	0	0	0	0	0	0	0	1	0
ALLUE, A ss	5	3	2	4	1	0	0	0	4	0	0	0	0	0	0	0	0	0	1	1
FERNANDEZ, R 3b	2	3	1	0	0	0	0	1	0	0	0	0	0	0	0	0	0	0	0	0
PUIG, A 3b	2	0	0	0	0	0	0	0	0	0	0	0	0	0	0	0	0	1	0	0
SIMO, L lf/1b	3	0	2	1	0	0	0	1	0	0	0	0	0	0	0	0	0	1	0	0
SOBRINO, A rf	3	1	0	1	0	0	0	1	4	0	0	0	0	0	0	0	0	0	0	1
GARCIA, M 2b	3	0	1	0	0	0	0	0	0	0	0	0	0	1	0	1	0	2	1	0
ABADIA, H 2b	0	1	0	0	0	0	0	1	2	0	0	0	0	0	0	0	0	0	0	2
LEON, A 1b	3	0	0	0	0	0	0	0	0	0	0	0	0	1	0	1	0	2	0	0
PEREZ, P lf	1	0	0	1	0	0	0	0	0	0	0	0	0	0	0	0	0	1	0	0
MORENO, M c	0	0	0	0	0	0	0	0	0	0	0	0	0	0	0	0	0	8	2	0
Totals.....	32	18	10	8	1	1	0	9	18	0	0	0	0	2	0	2	0	15	6	5

C.VALENCIANA 8 (1-1)

Player	AB	R	H	BI	2B	3B	HR	BB	SB	CS	HP	SH	SF	SO	IBB	KL	GDP	PO	A	E
ALVAREZ, Ro ss/cf	4	1	2	2	0	0	0	0	1	0	0	0	0	0	0	0	0	0	0	0
ARIAS, L c	2	1	0	0	0	0	0	1	1	0	0	0	0	2	0	2	0	2	0	1
FRANCO, Y 3b	3	0	1	2	1	0	0	0	0	0	0	0	0	1	0	0	0	0	1	2
ESTEVE, S p/cf	2	1	0	0	0	0	0	1	2	0	0	0	0	0	0	0	0	4	2	1
SAIZ, I lf/p	1	0	0	1	0	0	0	1	1	0	0	1	0	0	0	0	0	1	1	3
PALANCA, M cf/lf	3	2	2	0	0	0	0	0	3	0	0	0	0	1	0	1	0	0	0	1
DELATORRE, Y 1b	3	0	0	0	0	0	0	0	0	0	0	0	0	2	0	0	0	7	0	1
FERRER, M 2b	1	3	0	0	0	0	0	1	3	0	1	0	0	0	0	0	0	0	2	1
AYGUES, M rf	2	0	0	0	0	0	0	1	1	1	0	0	0	1	0	1	0	1	0	0
Totals.....	21	8	5	5	1	0	0	5	12	1	1	1	0	7	0	4	0	15	6	10

CATALUNYA	IP	H	R	ER	BB	SO	WP	HB	BK	IBB	SH	SF	CI	2B	3B	HR	AB	BF	FO	GO	NP
LAGARES, G w,2-0	3.0	2	3	1	2	5	0	1	0	0	1	0	0	0	0	0	11	15	0	4	
GOMEZ, C	2.0	3	5	2	3	2	1	0	0	0	0	0	0	1	0	0	10	13	1	1	





FEDERACIÓN MADRILEÑA DE BEISBOL Y SOFBOL

C.VALENCIANA	IP	H	R	ER	BB	SO	WP	HB	BK	IBB	SH	SF	CI	2B	3B	HR	AB	BF	FO	GO	NP

ESTEVE, S L,1-1	1.0	1	8	6	6	0	5	0	0	0	0	0	0	0	0	0	6	12	1	2	
SAIZ, I	4.0	9	10	5	3	2	4	0	0	0	0	0	0	1	1	0	26	29	4	6	

Umpires - HP: PALACIOS, A 1B: LOPEZ, J
Start: 16:30 Time: 18:45 Attendance: 300

Game notes:
SCOREKEEPERS: MARTIN S, ILUNDAIN A
TC: CERDA JC
ESTEVE, S faced 4 batters in the 1st.





Box Score Partido 4



COMUNIDAD DE MADRID 9 – 12 EUSKADI



EUSKADI 12 (1-1)

Player	AB	R	H	BI	2B	3B	HR	BB	SB	CS	HP	SH	SF	SO	IBB	KL	GDP	PO	A	E
ZUBIA, M c	4	1	0	1	0	0	0	0	1	0	0	0	0	1	0	0	0	3	2	0
AGUIRRE, E lf	1	0	0	0	0	0	0	0	0	0	0	0	0	1	0	0	0	0	0	0
ITURRIOZ, J lf	2	2	0	0	0	0	0	0	1	0	1	0	0	0	0	0	0	1	1	1
MACAZAGA, A ss	3	1	1	1	0	0	0	0	2	0	0	0	0	0	0	0	0	1	1	0
UBIRIA, M rf/2b	1	1	0	1	0	0	0	1	2	0	1	0	0	0	0	0	0	0	0	0
ARRIETA, M cf	2	2	1	0	0	0	0	1	1	0	0	0	0	1	0	0	0	1	0	0
GUERRERO, I lb	2	1	1	0	0	0	0	1	2	0	0	0	0	0	0	0	0	5	0	0
MURILLO, A 2b/p	2	1	1	0	0	0	0	0	1	0	1	0	0	0	0	0	0	1	3	1
BOURY, J p	1	0	0	0	0	0	0	0	0	0	0	0	0	0	0	0	0	0	0	0
ETXEBERRIA rf	1	2	1	1	0	0	0	1	1	0	0	0	0	0	0	0	0	0	0	0
MENDIZABAL p	0	0	0	0	0	0	0	0	0	0	0	0	0	0	0	0	0	0	0	0
OTAEGUI, Ar 3b	3	1	1	0	0	0	0	0	2	0	0	0	0	0	0	0	0	0	1	0
Totals.....	22	12	6	4	0	0	0	4	13	0	3	0	0	3	0	0	0	12	8	2

MADRID 9 (0-2)

Player	AB	R	H	BI	2B	3B	HR	BB	SB	CS	HP	SH	SF	SO	IBB	KL	GDP	PO	A	E
DIAZ, A lb	1	2	0	0	0	0	0	2	2	0	0	0	0	0	0	0	0	7	1	2
JIMENEZ, I lf	0	2	0	0	0	0	0	3	0	1	0	0	0	0	0	0	0	1	0	0
BERNAL, B c	1	2	0	2	0	0	0	2	0	0	0	0	0	0	0	0	0	4	0	4
MOYANO, M 3b	2	1	1	0	0	0	0	1	2	0	0	0	0	1	0	1	0	0	0	1
LOPEZ, L p/cf	1	1	0	1	0	0	0	2	0	0	0	0	0	0	0	0	0	0	5	0
CASADO, C cf/p	2	0	0	2	0	0	0	1	0	0	0	0	0	0	0	0	0	0	0	1
REDONDO, A 2b	2	0	0	1	0	0	0	1	0	0	0	0	0	0	0	0	0	0	2	0
BONILLA, N ss	2	0	1	1	0	0	0	1	0	0	0	0	0	0	0	0	0	0	0	1
MARTIN, N rf	1	0	0	0	0	0	0	0	0	0	0	0	0	1	0	0	0	0	0	0
ALONSO, L rf	0	0	0	0	0	0	0	1	0	0	0	0	0	0	0	0	0	0	0	0
NEGRILLO, C pr	1	1	0	0	0	0	0	0	0	0	0	0	0	1	0	0	0	0	0	0
Totals.....	13	9	2	7	0	0	0	14	4	1	0	0	0	3	0	1	0	12	8	9



FEDERACIÓN MADRILEÑA DE BEISBOL Y SOFBOL



EUSKADI	IP	H	R	ER	BB	SO	WP	HB	BK	IBB	SH	SF	CI	2B	3B	HR	AB	BF	FO	GO	NP
BOURY, J	2.0	1	4	1	7	1	1	0	0	0	0	0	0	0	0	0	6	13	2	2	
MURILLO, A W,1-0	1.2	0	5	5	6	1	1	0	0	0	0	0	0	0	0	0	5	11	1	2	
MENDIZABAL	0.1	1	0	0	1	1	0	0	0	0	0	0	0	0	0	0	2	3	0	0	


MADRID	IP	H	R	ER	BB	SO	WP	HB	BK	IBB	SH	SF	CI	2B	3B	HR	AB	BF	FO	GO	NP
LOPEZ, L	3.2	4	3	1	0	3	2	1	0	0	0	0	0	0	0	0	18	19	1	6	
CASADO, C L,0-1	0.1	2	9	5	4	0	2	2	0	0	0	0	0	0	0	0	4	10	0	1	

Umpires - HP: MORENO, J 1B: BALLINA, MJ
 Start: 19:00 Time: 21:00 Attendance: 350

Game notes:
 SCOREKEEPERS: MARTIN S, ILUNDAIN A
 TC: CERDA JC
 BOURY, J faced 3 batters in the 3rd.








Box Score Partido 5

EUSKADI 9 – 14 CATALUNYA



CATALUNYA 14 (3-0)

Player	AB	R	H	BI	2B	3B	HR	BB	SB	CS	HP	SH	SF	SO	IBB	KL	GDP	PO	A	E
LAGARES, G p/cf	4	3	1	4	0	0	1	0	2	0	0	0	0	0	0	0	0	0	1	0
GARCIA, M 2b	2	0	0	0	0	0	0	1	2	1	0	0	0	0	0	0	0	0	2	0
SANCHEZ, A lf/rf	0	0	0	0	0	0	0	0	0	0	0	0	0	0	0	0	0	0	0	0
SOBRINO, A lf/rf	1	1	1	0	0	1	0	1	0	0	0	0	0	0	0	0	0	0	0	0
MONCHO, R cf/ss	3	2	1	0	0	0	0	1	1	0	0	0	0	0	0	0	0	0	0	1
ALLUE, A ss/p	4	1	1	0	0	0	0	0	1	0	0	0	0	0	0	0	0	3	5	0
FERNANDEZ, R 3b	1	2	1	3	1	0	0	3	2	0	0	0	0	0	0	0	0	1	3	1
MARTINEZ, M pr	0	0	0	0	0	0	0	0	1	0	0	0	0	0	0	0	0	0	0	0
GOMEZ, C lf/2b	1	2	1	1	0	0	0	2	0	0	1	0	0	0	0	0	0	1	2	2
MORENO, M c	0	1	0	1	0	0	0	1	0	0	0	0	0	0	0	0	0	0	0	0
PUIG, A c	2	0	0	0	0	0	0	1	0	0	0	0	0	1	0	1	0	2	1	0
LEON, A lb	2	1	0	1	0	0	0	1	0	0	0	0	0	0	0	0	0	8	0	2
SIMO, L rf	1	1	1	2	0	0	0	1	0	0	0	0	0	0	0	0	0	0	0	0
Totals.....	21	14	7	12	1	1	1	12	9	1	1	0	0	1	0	1	0	15	14	6

EUSKADI 9 (1-2)

Player	AB	R	H	BI	2B	3B	HR	BB	SB	CS	HP	SH	SF	SO	IBB	KL	GDP	PO	A	E
ZUBIA, M c	3	2	1	0	0	0	0	1	3	0	0	0	0	0	0	0	0	5	1	0
MACAZAGA, A ss	4	1	1	0	0	0	0	0	1	0	0	0	0	1	0	0	0	1	0	2
OTAMENDI, A lf/rf	2	0	0	0	0	0	0	0	0	0	0	0	0	0	0	0	0	0	0	0
ETXEBERRIA rf	1	1	0	0	0	0	0	1	1	0	0	0	0	0	0	0	0	0	0	0
ARRIETA, M cf	2	2	2	1	0	0	0	2	2	1	0	0	0	0	0	0	0	1	1	0
GUERRERO, I lb	3	2	2	1	0	0	0	1	3	0	0	0	0	0	0	0	0	1	1	0
UBIRIA, M rf/lf	2	0	1	0	0	0	0	0	1	0	0	0	0	0	0	0	0	2	0	0
ITURRIOZ, J lf	0	0	0	1	0	0	0	1	0	0	0	1	0	0	0	0	0	0	1	0
BOURY, J p	0	0	0	0	0	0	0	0	0	0	0	0	0	0	0	0	0	0	0	0
MENDIZABAL p/2b	2	1	0	0	0	0	0	2	1	0	0	0	0	0	0	0	0	0	1	0
MURILLO, A 2b/p	3	0	0	1	0	0	0	1	0	0	0	0	0	1	0	0	0	2	0	0
OTAEGUI, Ar 3b	4	0	0	0	0	0	0	0	1	0	0	0	0	0	0	0	0	3	2	0
Totals.....	26	9	7	4	0	0	0	9	13	1	0	1	0	2	0	0	0	15	7	2

CATALUNYA IP H R ER BB SO WP HB BK IBB SH SF CI 2B 3B HR AB BF FO GO NP





FEDERACIÓN MADRILEÑA DE BEISBOL Y SOFBOL

```

-----
LAGARES, G  W,3-0      3.2  4  3  1  3  2  1  0  0  0  0  0  0  0  0  0  20 23  1  7
ALLUE, A          0.1  3  5  5  2  0  1  0  0  0  1  0  0  0  0  0  3  6  0  1
GOMEZ, C          1.0  0  1  1  4  0  0  0  0  0  0  0  0  0  0  0  3  7  0  3

EUSKADI          IP  H  R  ER  BB  SO  WP  HB  BK  IBB  SH  SF  CI  2B 3B  HR  AB  BF  FO  GO  NP
-----
BOURY, J  L,0-2      1.0  1  5  5  4  0  0  0  0  0  0  0  0  0  0  0  4  8  2  1
MENDIZABAL       3.1  5  9  3  7  0  2  1  0  0  0  0  0  0  1  1 14 22  5  1
MURILLO, A       0.2  1  0  0  1  1  0  0  0  0  0  0  0  1  0  0  3  4  1  0  1

```

Umpires - HP: LOPEZ, J 1B: BALLINA, M
Start: 10:00 Time: 12:20 Attendance: 300

Game notes:
SKOREKEEPERS: MARCRO O, ILUNDAIN A
TC: CERDA JC
BOURY, J faced 5 batters in the 2nd.
Game: 05





Box Score Partido 5



COMUNIDAD DE MADRID 12-9 COMUNIDAD VALENCIANA



C.VALENCIANA 5 (0-1-2)

Player	AB	R	H	BI	2B	3B	HR	BB	SB	CS	HP	SH	SF	SO	IBB	KL	GDP	PO	A	E
ALVAREZ, Ro ss/lb	1	1	0	0	0	0	0	2	2	0	0	0	0	0	0	0	0	3	1	0
ARIAS, L c	2	0	0	0	0	0	0	1	1	0	0	0	0	2	0	2	0	2	0	0
FRANCO, Y lb/cf	3	1	1	0	0	0	0	0	1	0	0	0	0	1	0	0	0	4	0	0
ESTEVE, S cf/ss	3	1	1	0	0	0	0	0	1	0	0	0	0	0	0	0	0	1	0	0
SAIZ, I p/ss	2	1	1	1	0	0	0	1	0	0	0	0	0	1	0	0	0	1	1	2
PALANCA, M lf	2	1	1	1	0	1	0	0	0	0	0	0	0	1	0	0	0	1	0	0
DELATORRE, Y 3b	2	0	0	1	0	0	0	0	0	0	0	0	0	0	0	0	0	0	2	0
FERRER, M 2b	2	0	0	0	0	0	0	0	0	0	0	0	0	2	0	0	0	1	4	1
AYGUES, M dh	2	0	1	0	0	0	0	0	0	1	0	0	0	1	0	1	0	0	0	0
RUIZ, I rf	0	0	0	0	0	0	0	0	0	0	0	0	0	0	0	0	0	0	0	0
Totals.....	19	5	5	3	0	1	0	4	5	1	0	0	0	8	0	3	0	13	8	3

MADRID 12 (1-2)

Player	AB	R	H	BI	2B	3B	HR	BB	SB	CS	HP	SH	SF	SO	IBB	KL	GDP	PO	A	E
DIAZ, A lb	4	2	3	0	0	0	0	0	3	0	0	0	0	1	0	0	0	3	0	1
JIMENEZ, I lf	3	1	1	1	0	0	0	1	0	0	0	0	0	1	0	0	0	0	0	0
BERNAL, B c	3	1	1	2	0	0	0	1	0	0	0	0	0	0	0	0	0	8	1	1
MOYANO, M 3b	3	1	1	1	0	0	0	1	1	0	0	0	0	0	0	0	0	2	1	0
LOPEZ, L p/cf	2	1	1	1	0	0	0	0	0	0	1	0	0	0	0	0	0	0	1	0
REDONDO, A 2b	3	1	1	0	0	0	0	0	0	0	0	0	0	0	0	0	0	0	1	0
BONILLA, N ss	1	2	0	0	0	0	0	1	0	0	0	1	0	0	0	0	0	1	0	0
CASADO, C cf/p	1	2	0	1	0	0	0	1	1	0	0	1	0	0	0	0	0	1	0	1
NEGRILLO, C rf	1	1	0	1	0	0	0	1	1	0	1	0	0	0	0	0	0	0	0	0
Totals.....	21	12	8	7	0	0	0	6	6	0	2	2	0	2	0	0	0	15	4	3

C.VALENCIANA	IP	H	R	ER	BB	SO	WP	HB	BK	IBB	SH	SF	CI	2B	3B	HR	AB	BF	FO	GO	NP
SAIZ, I L,0-1	4.0	7	9	2	1	2	1	2	0	0	2	0	0	0	0	0	19	24	2	8	
ESTEVE, S	0.1	1	3	3	5	0	0	0	0	0	0	0	0	0	0	0	2	7	1	0	

MADRID	IP	H	R	ER	BB	SO	WP	HB	BK	IBB	SH	SF	CI	2B	3B	HR	AB	BF	FO	GO	NP





FEDERACIÓN MADRILEÑA DE BEISBOL Y SOFBOL

LOPEZ, L	W,1-1	4.0	5	4	4	2	7	0	0	0	0	0	0	0	0	1	0	16	18	2	2
CASADO, C		1.0	0	1	0	2	1	1	0	0	0	0	0	0	0	0	0	3	5	0	1

Umpires - HP: MORENO, J 1B: PALACIOS, A

Start: 12:35 Time: 14:20 Attendance: 400

Game notes:

SKOREKEEPERS: MARCO O, ILUNDAIN A

TC: CERDA JC

Game: 06





RESUMEN ESTADÍSTICO DE LA COMPETICIÓN

II TORNEO MUJER Y DEPORTE 2008
(All games)

TEAM BATTING													HITS	
	G	Avg	AB	R	H	2B	3B	HR	BB	SO	SB-ATT			
EUSKADI.....	3	.310	71	33	22	0	1	2	19	9	38-40	ALLUE, Anabel CAT.....	6	
CATALUNYA.....	3	.307	75	44	23	2	2	1	26	7	39-40	PALANCA, Mar VAL.....	5	
MADRID.....	3	.286	49	27	14	0	1	0	26	8	17-19	ARRIETA, Maddi EUS.....	5	
C.VALENCIANA.....	3	.281	64	26	18	1	2	1	19	20	23-25	4 tied with 4 hit(s)		
Totals.....	6	.297	259	130	77	3	6	4	90	44	117-124			
TEAM PITCHING													RUNS SCORED	
	G	ERA	W	L	Sv	IP	H	R	ER	BB	SO			
CATALUNYA.....	3	7.47	3	0	0	15.0	16	23	16	20	12	FERNANDEZ, Raquel CAT....	7	
MADRID.....	3	7.54	1	2	0	13.0	17	29	14	13	15	ALLUE, Anabel CAT.....	7	
EUSKADI.....	3	12.29	1	2	0	13.2	17	36	24	36	9	LAGARES, Georgina CAT....	7	
C.VALENCIANA.....	3	13.67	1	2	0	14.1	27	42	28	21	8	ARRIETA, Maddi EUS.....	6	
Totals.....	6	10.25	6	6	0	56.0	77	130	82	90	44	5 tied with 5 run(s) scored		
TEAM FIELDING													RUNS BATTED IN	
	G	PO	A	E	Pct	DP	PB	SBA-ATT						
EUSKADI.....	3	41	21	8	.886	2	3	19-21	ALLUE, Anabel CAT.....	6				
CATALUNYA.....	3	45	29	11	.871	1	6	32-35	ALVAREZ, Rocio VAL.....	5				
C.VALENCIANA.....	3	43	23	14	.825	0	6	36-37	5 tied with 4 RBI(s)					
MADRID.....	3	39	17	17	.767	1	4	30-31	DOUBLES					
Totals.....	6	168	90	50	.838	4	19	117-124						
INDIVIDUAL BATTING													DOUBLES	
Min 5 plate appearances	G	Avg	AB	R	H	RBI	2B	3B	HR	BB				
ARRIETA, Maddi EUS.....	3	.833	6	6	5	3	0	0	1	3	ALLUE, Anabel CAT.....	1		
DIAZ, Angela MAD.....	3	.667	6	5	4	1	0	0	0	2	FRANCO, Yolanda VAL.....	1		
ETXEBERRIA, Sara EUS.....	3	.667	3	4	2	3	0	0	1	2	FERNANDEZ, Raquel CAT....	1		
PALANCA, Mar VAL.....	3	.625	8	4	5	4	0	2	0	1	TRIPLES			
ALLUE, Anabel CAT.....	3	.500	12	7	6	6	1	0	0	0				
SIMO, Laura CAT.....	3	.500	6	1	3	3	0	0	0	2	PALANCA, Mar VAL.....	2		
GUERRERO, Itziar EUS.....	3	.500	6	3	3	1	0	0	0	2	OTAMENDI, Ane EUS.....	1		
ALVAREZ, Rocio VAL.....	3	.444	9	4	4	5	0	0	0	3	MOYANO, Maria MAD.....	1		
MONCHO, Raquel CAT.....	3	.429	7	5	3	1	0	0	0	2	LAGARES, Georgina CAT....	1		
MACAZAGA, Aurora EUS.....	3	.400	10	3	4	2	0	0	0	1	SOBRINO, Anna CAT.....	1		
SAIZ, Iraides VAL.....	3	.400	5	2	2	2	0	0	0	4	HOME RUNS			
FERNANDEZ, Raquel CAT....	3	.400	5	7	2	3	1	0	0	5				
LOPEZ, Laura MAD.....	3	.400	5	2	2	3	0	0	0	3	ETXEBERRIA, Sara EUS.....	1		
MOYANO, Maria MAD.....	3	.375	8	3	3	3	0	1	0	2	LAGARES, Georgina CAT....	1		
LAGARES, Georgina CAT....	3	.333	12	7	4	4	0	1	1	0	ARRIETA, Maddi EUS.....	1		
ESTEVE, Susana VAL.....	3	.333	9	5	3	4	0	0	1	1	ESTEVE, Susana VAL.....	1		
GOMEZ, Carla CAT.....	3	.333	3	4	1	1	0	0	0	4	TOTAL BASES			
REDONDO, Andrea MAD.....	3	.286	7	1	2	1	0	0	0	1				
MURILLO, Ane EUS.....	3	.286	7	3	2	2	0	0	0	2	PALANCA, Mar VAL.....	9		
FRANCO, Yolanda VAL.....	3	.250	8	2	2	3	1	0	0	1	LAGARES, Georgina CAT....	9		
											ARRIETA, Maddi EUS.....	8		
											ALLUE, Anabel CAT.....	7		
											ESTEVE, Susana VAL.....	6		
INDIVIDUAL PITCHING													STOLEN BASES	
Minimum 2 IP	App	ERA	W-L	Sv	IP	H	R	ER	BB	SO			SB-ATT	
LAGARES, Georgina CAT....	3	1.97	3-0	0	10.2	8	7	3	8	10	ALLUE, Anabel CAT.....	9-9		
LOPEZ, Laura MAD.....	3	3.28	1-1	0	10.2	13	15	5	3	14	DIAZ, Angela MAD.....	6-6		
GOMEZ, Carla CAT.....	2	7.00	0-0	0	3.0	3	6	3	7	2				





FEDERACIÓN MADRILEÑA DE BEISBOL Y SOFBOL

MENDIZABAL, Madalen EUS...	3	8.40	0-0	0	6.2	8	15	8	14	3
SAIZ, Iraides VAL.....	3	9.92	0-1	0	12.0	24	29	17	7	8
MURILLO, Ane EUS.....	2	15.00	1-0	0	2.1	1	5	5	7	2
BOURY, Julene EUS.....	3	16.50	0-2	0	4.2	8	16	11	15	4
CASADO, Clara MAD.....	3	27.00	0-1	0	2.1	4	14	9	10	1
ESTEVE, Susana VAL.....	3	31.50	1-1	0	2.0	3	11	9	12	0

ZUBIA, Maialen EUS.....	6-6
MACAZAGA, Aurora EUS.....	6-7
2 tied with 5 stolen base(s)	

STRIKEOUTS	IP	SO

LOPEZ, Laura MAD.....	10.2	14
LAGARES, Georgina CAT.....	10.2	10
SAIZ, Iraides VAL.....	12.0	8
BOURY, Julene EUS.....	4.2	4
MENDIZABAL, Madalen EUS...	6.2	3





FEDERACIÓN MADRILEÑA DE BEISBOL Y SOFBOL

*****CLASIFICACIONES INDIVIDUALES*****

II TORNEO MUJER Y DEPORTE 2008
MYD 08 Batting Leaders (as of Oct 26, 2008)
(All games)

Hitting minimums - 1 Games 5 TPA 2.7 TPA/Game
Pitching minimums - 1 Games 2 IP 1.0 IP/Game

Batting avg

Table with 2 columns: Player Name and Batting Average. Top players include ARRIETA, DIAZ, PALANCA, ALLUE, ALVAREZ, MONCHO, MACAZAGA, SAIZ, FERNANDEZ, LOPEZ, MOYANO, LAGARES, ESTEVE, REDONDO, MURILLO.

Slugging pct

Table with 2 columns: Player Name and Slugging Percentage. Top players include ARRIETA, PALANCA, LAGARES, ESTEVE, DIAZ, MOYANO, FERNANDEZ, ALLUE, ALVAREZ, MONCHO, MACAZAGA, SAIZ, LOPEZ, FRANCO, REDONDO.

On base pct

Table with 2 columns: Player Name and On Base Percentage. Top players include ARRIETA, DIAZ, FERNANDEZ, PALANCA, LOPEZ, SAIZ, BERNAL, JIMENEZ, ALVAREZ, MONCHO, ALLUE, MOYANO, MURILLO, ARIAS, BONILLA.

Runs scored

Table with 2 columns: Player Name and Runs Scored. Top players include LAGARES, FERNANDEZ, ALLUE, ARRIETA, DIAZ, MONCHO, FERRER, ESTEVE, ZUBIA.

Hits

Table with 2 columns: Player Name and Hits. Top players include ALLUE, PALANCA, ARRIETA, LAGARES, MACAZAGA, ALVAREZ, DIAZ, ESTEVE, MOYANO, MONCHO, GUERRERO, SIMO.

Runs batted in

Table with 2 columns: Player Name and Runs Batted In. Top players include ALLUE, ALVAREZ, PALANCA, BERNAL, ESTEVE, LAGARES, MORENO, ETXEBERRIA, SIMO, ARRIETA, FRANCO, LOPEZ, FERNANDEZ, CASADO, MOYANO.

Doubles

Table with 2 columns: Player Name and Doubles. Top players include ALLUE, FERNANDEZ, FRANCO.

Triples

Table with 2 columns: Player Name and Triples. Top players include PALANCA, SOBRINO, LAGARES, MOYANO, OTAMENDI.

Home runs

Table with 2 columns: Player Name and Home Runs. Top players include ESTEVE, LAGARES, ETXEBERRIA, ARRIETA.

Total bases

Table with 2 columns: Player Name and Total Bases. Top players include PALANCA, LAGARES, ARRIETA, ALLUE, ESTEVE, ETXEBERRIA, MOYANO, ALVAREZ, MACAZAGA, DIAZ.

Walks

Table with 2 columns: Player Name and Walks. Top players include JIMENEZ, BERNAL, FERNANDEZ, SAIZ, ARIAS, GOMEZ, CASADO, ARRIETA, ALVAREZ, MARTINEZ, LOPEZ, MENDIZABAL.

Hit by pitch

Table with 2 columns: Player Name and Hit by Pitch. Top players include NEGRILLO, FERRER, FRANCO, ZUBIA, UBIRIA, REDONDO, GOMEZ, RUIZ, ITURRIOZ, MURILLO, MENDIZABAL, LOPEZ, BONILLA.

Sac bunts

Table with 2 columns: Player Name and Sac Bunts. Top players include DIAZ, BONILLA, SAIZ, ITURRIOZ, CASADO.

Sac flies

Table with 2 columns: Player Name and Sac Flies. (Empty table)

Stolen bases

Table with 2 columns: Player Name and Stolen Bases. Top players include ALLUE, DIAZ, ZUBIA, MACAZAGA, GUERRERO, ARRIETA, PALANCA, SOBRINO, UBIRIA, MONCHO, MARTINEZ, ALVAREZ, GARCIA.





FEDERACIÓN MADRILEÑA DE BEISBOL Y SOFBOL

Total plate appearances

1. ALLUE, Anabel, CAT.....	12
LAGARES, Georgina, CAT.....	12
ALVAREZ, Rocio, VAL.....	12
4. MACAZAGA, Aurora, EUS.....	11
ZUBIA, Maialen, EUS.....	11
6. ESTEVE, Susana, VAL.....	10
MURILLO, Ane, EUS.....	10
SAIZ, Iraides, VAL.....	10
FERNANDEZ, Raquel, CAT.....	10
MOYANO, Maria, MAD.....	10
BERNAL, Blanca, MAD.....	10
DIAZ, Angela, MAD.....	10
JIMENEZ, Irene, MAD.....	10
FRANCO, Yolanda, VAL.....	10
ARIAS, Laura, VAL.....	10

At bats

1. ALLUE, Anabel, CAT.....	12
LAGARES, Georgina, CAT.....	12
3. MACAZAGA, Aurora, EUS.....	10
4. ESTEVE, Susana, VAL.....	9
ALVAREZ, Rocio, VAL.....	9
ZUBIA, Maialen, EUS.....	9
7. MOYANO, Maria, MAD.....	8
OTATEGUI, Arrate, EUS.....	8
FRANCO, Yolanda, VAL.....	8
PALANCA, Mar, VAL.....	8
11.6 tied at.....	7

Steal attempts

1. ALLUE, Anabel, CAT.....	9
2. MACAZAGA, Aurora, EUS.....	7
3. ZUBIA, Maialen, EUS.....	6
ARRIETA, Maddi, EUS.....	6
DIAZ, Angela, MAD.....	6
6. GARCIA, Maria, CAT.....	5
GUERRERO, Itziar, EUS.....	5
8. MARTINEZ, Marina, CAT.....	4
MONCHO, Raquel, CAT.....	4
SOBRINO, Anna, CAT.....	4
ALVAREZ, Rocio, VAL.....	4
PALANCA, Mar, VAL.....	4
UBIRIA, Maddi, EUS.....	4
14.11 tied at.....	3





FEDERACIÓN MADRILEÑA DE BEISBOL Y SOFBOL

Estadísticas acumuladas de Equipo

CATALUNYA



Record: 3-0 Home: 1-0 Away: 2-0 MYD 08: 3-0

Player	AVG	GP-GS	AB	R	H	2B	3B	HR	RBI	TB	SLG%	BB	HBP	SO	GDP	OB%	SF	SH	SB-ATT	PO	A	E	FLD%
22 MORENO, Meritxell	.667	3-3	3	3	2	0	0	0	4	2	.667	1	0	1	0	.750	0	0	1-1	12	3	0	1.000
4 ALLUE, Anabel....	.500	3-3	12	7	6	1	0	0	6	7	.583	0	0	0	0	.500	0	0	9-9	4	6	1	.909
2 SIMO, Laura.....	.500	3-3	6	1	3	0	0	0	3	3	.500	2	0	1	0	.625	0	0	0-0	3	0	0	1.000
11 MONCHO, Raquel...	.429	3-2	7	5	3	0	0	0	1	3	.429	2	0	0	0	.556	0	0	4-4	0	1	1	.500
13 FERNANDEZ, Raquel	.400	3-3	5	7	2	1	0	0	3	3	.600	5	0	0	0	.700	0	0	3-3	2	6	1	.889
34 LAGARES, Georgina	.333	3-3	12	7	4	0	1	1	4	9	.750	0	0	0	0	.333	0	0	3-3	0	4	1	.800
3 GOMEZ, Carla.....	.333	3-2	3	4	1	0	0	0	1	1	.333	4	1	1	0	.750	0	0	3-3	2	3	2	.714
25 SOBRINO, Anna....	.250	2-1	4	2	1	0	1	0	1	3	.750	2	0	0	0	.500	0	0	4-4	0	0	1	.000
35 GARCIA, Maria....	.143	3-3	7	2	1	0	0	0	1	1	.143	2	0	1	0	.333	0	0	4-5	3	4	0	1.000
1 LEON, Alexandra..	.000	3-3	7	1	0	0	0	0	1	0	.000	2	0	2	0	.222	0	0	2-2	15	1	2	.889
33 PUIG, Alba.....	.000	2-0	4	0	0	0	0	0	0	0	.000	1	0	1	0	.200	0	0	0-0	3	1	0	1.000
21 MARTINEZ, Marina.	.000	2-1	2	4	0	0	0	0	0	0	.000	3	0	0	0	.600	0	0	4-4	0	0	0	.000
Totals.....	.307	3-3	75	44	23	2	2	1	26	32	.427	26	1	7	0	.490	0	0	39-40	45	29	11	.871
Opponents.....	.258	3-3	62	23	16	1	1	0	14	19	.306	20	4	12	0	.465	0	4	32-35	42	18	17	.779

LOB - Team (16), Opp (22). DPs turned - Team (1), Opp (1).

(All games Sorted by Earned run avg)

Player	ERA	W-L	APP	GS	CG	SHO/CBO	SV	IP	H	R	ER	BB	SO	2B	3B	HR	AB	E/Avg	WP	HBP	BK	SFA	SHA
34 LAGARES, Georgina	1.97	3-0	3	3	0	0/0	0	10.2	8	7	3	8	10	0	0	0	42	.190	2	2	0	0	2
3 GOMEZ, Carla.....	7.00	0-0	2	0	0	0/0	0	3.0	3	6	3	7	2	1	0	0	13	.231	1	0	0	0	0
Totals.....	7.47	3-0	3	3	0	0/0	0	15.0	16	23	16	20	12	1	1	0	62	.258	7	4	0	0	4
Opponents.....	11.50	0-3	3	3	0	0/0	0	14.0	23	44	23	26	7	2	2	1	75	.307	12	1	0	0	0

PB - Team (6), MORENO, M 4, PUIG, A 2, Opp (7). SBA/ATT - MORENO, M (21-23), LAGARES, G (17-19), PUIG, A (10-11), GOMEZ, C (6-7), ALLUE, A (4-4), FERNANDEZ, R (4-4).

II TORNEO MUJER Y DEPORTE 2008

Overall Statistics for CATALUNYA (as of Oct 19, 2008)
(All games Sorted by Fielding pct)

Player	C	PO	A	E	FLD%	Dps	SBA	CSB	SBA%	PB	CI
22 MORENO, Meritxell	15	12	3	0	1.000	0	21	2	.913	4	0
35 GARCIA, Maria....	7	3	4	0	1.000	0	0	0	---	0	0
33 PUIG, Alba.....	4	3	1	0	1.000	0	10	1	.909	2	0
2 SIMO, Laura.....	3	3	0	0	1.000	0	0	0	---	0	0
5 PEREZ, Paula.....	1	1	0	0	1.000	0	0	0	---	0	0
4 ALLUE, Anabel....	11	4	6	1	.909	0	4	0	1.000	0	0
1 LEON, Alexandra..	18	15	1	2	.889	0	0	0	---	0	0
13 FERNANDEZ, Raquel	9	2	6	1	.889	1	4	0	1.000	0	0
34 LAGARES, Georgina	5	0	4	1	.800	1	17	2	.895	0	0
3 GOMEZ, Carla.....	7	2	3	2	.714	1	6	1	.857	0	0
11 MONCHO, Raquel...	2	0	1	1	.500	0	0	0	---	0	0
32 ABADIA, Herena...	2	0	0	2	.000	0	0	0	---	0	0
25 SOBRINO, Anna....	1	0	0	1	.000	0	0	0	---	0	0
24 SANCHEZ, Alba....	0	0	0	0	.000	0	0	0	---	0	0
21 MARTINEZ, Marina.	0	0	0	0	.000	0	0	0	---	0	0
Totals.....	85	45	29	11	.871	1	32	3	.914	6	0
Opponents.....	77	42	18	17	.779	1	39	1	.975	7	0

Hitting minimums - 1 Games 4 TPA
Pitching minimums - 1 Games 2 IP 1.0 IP/Game





FEDERACIÓN MADRILEÑA DE BEISBOL Y SOFBOL

Estadísticas acumuladas de Equipo COMUNIDAD DE MADRID

Record: 1-2 Home: 1-1 Away: 0-1 MYD 08: 1-2

Player	AVG	GP-GS	AB	R	H	2B	3B	HR	RBI	TB	SLG%	BB	HBP	SO	GDP	OB%	SF	SH	SB-ATT	PO	A	E	FLD%
5 DIAZ, Angela....	.667	3-3	6	5	4	0	0	0	1	4	.667	2	0	1	0	.750	0	2	6-6	16	1	3	.850
20 LOPEZ, Laura....	.400	3-3	5	2	2	0	0	0	3	2	.400	3	1	0	0	.667	0	0	1-1	1	8	1	.900
18 MOYANO, Maria....	.375	3-3	8	3	3	0	1	0	3	5	.625	2	0	2	0	.500	0	0	3-3	2	2	1	.800
6 REDONDO, Andrea..	.286	3-3	7	1	2	0	0	0	1	2	.286	1	1	1	0	.444	0	0	0-0	0	5	2	.714
10 JIMENEZ, Irene...	.200	3-3	5	4	1	0	0	0	2	1	.200	5	0	1	0	.600	0	0	1-2	1	0	1	.500
12 BERNAL, Blanca...	.200	3-3	5	4	1	0	0	0	4	1	.200	5	0	0	0	.600	0	0	2-3	17	1	6	.750
19 BONILLA, Natalia.	.200	3-3	5	3	1	0	0	0	1	1	.200	2	1	1	0	.500	0	1	0-0	1	0	1	.500
8 CASADO, Clara....	.000	3-3	5	2	0	0	0	0	3	0	.000	3	0	0	0	.375	0	1	2-2	1	0	2	.333
7 NEGRILLO, Carolin	.000	3-2	2	3	0	0	0	0	1	0	.000	2	2	1	0	.667	0	0	2-2	0	0	0	.000
Totals.....	.286	3-3	49	27	14	0	1	0	19	16	.327	26	5	8	0	.563	0	4	17-19	39	17	17	.767
Opponents.....	.270	3-3	63	29	17	0	1	0	13	19	.302	13	3	15	0	.418	0	0	30-31	40	25	5	.929

LOB - Team (17), Opp (11). DPs turned - Team (1), Opp (1).

(All games Sorted by Earned run avg)

Player	ERA	W-L	APP	GS	CG	SHO/CBO	SV	IP	H	R	ER	BB	SO	2B	3B	HR	AB	B/Avg	WP	HBP	BK	SFA	SHA
20 LOPEZ, Laura....	3.28	1-1	3	3	0	0/0	0	10.2	13	15	5	3	14	0	1	0	51	.255	2	1	0	0	0
Totals.....	7.54	1-2	3	3	0	0/0	0	13.0	17	29	14	13	15	0	1	0	63	.270	6	3	0	0	0
Opponents.....	8.93	2-1	3	3	0	0/0	0	13.1	14	27	17	26	8	0	1	0	49	.286	7	5	0	0	4

PB - Team (4), BERNAL, B 4, Opp (6). SBA/ATT - BERNAL, B (30-31), LOPEZ, L (16-17), CASADO, C (14-14).

II TORNEO MUJER Y DEPORTE 2008
Overall Statistics for MADRID (as of Oct 19, 2008)
(All games Sorted by Fielding pct)

Player	C	PO	A	E	FLD%	DPs	SBA	CSB	SBA%	PB	CI
20 LOPEZ, Laura....	10	1	8	1	.900	1	16	1	.941	0	0
5 DIAZ, Angela....	20	16	1	3	.850	1	0	0	---	0	0
18 MOYANO, Maria....	5	2	2	1	.800	0	0	0	---	0	0
12 BERNAL, Blanca...	24	17	1	6	.750	1	30	1	.968	4	0
6 REDONDO, Andrea..	7	0	5	2	.714	0	0	0	---	0	0
10 JIMENEZ, Irene...	2	1	0	1	.500	0	0	0	---	0	0
19 BONILLA, Natalia.	2	1	0	1	.500	0	0	0	---	0	0
8 CASADO, Clara....	3	1	0	2	.333	0	14	0	1.000	0	0
11 ALONSO, Laura....	0	0	0	0	.000	0	0	0	---	0	0
14 MARTIN, Noelia...	0	0	0	0	.000	0	0	0	---	0	0
7 NEGRILLO, Carolin	0	0	0	0	.000	0	0	0	---	0	0
Totals.....	73	39	17	17	.767	1	30	1	.968	4	0
Opponents.....	70	40	25	5	.929	1	17	2	.895	6	0

Hitting minimums - 1 Games 4 TPA
Pitching minimums - 1 Games 2 IP 1.0 IP/Game





FEDERACIÓN MADRILEÑA DE BEISBOL Y SOFBOL



Estadísticas acumuladas de Equipo

COMUNIDAD VALENCIANA

Record: 1-2 Home: 1-1 Away: 0-1 MYD 08: 1-2

Player	AVG	GP-GS	AB	R	H	2B	3B	HR	RBI	TB	SLG%	BB	HBP	SO	GDP	OB%	SF	SH	SB-ATT	PO	A	E	FLD%
16 PALANCA, Mar.....	.625	3-3	8	4	5	0	2	0	4	9	1.125	1	0	2	0	.667	0	0	4-4	1	0	1	.500
13 ALVAREZ, Rocio...	.444	3-3	9	4	4	0	0	0	5	4	.444	3	0	0	0	.583	0	0	4-4	3	3	0	1.000
31 SAIZ, Iraides....	.400	3-3	5	2	2	0	0	0	2	2	.400	4	0	1	0	.667	0	1	1-1	2	3	5	.500
30 ESTEVE, Susana...	.333	3-3	9	5	3	0	0	1	4	6	.667	1	0	0	0	.400	0	0	3-3	5	4	1	.900
10 FRANCO, Yolanda..	.250	3-3	8	2	2	1	0	0	3	3	.375	1	1	2	0	.400	0	0	2-2	4	1	2	.714
37 AYGUES, Marisa...	.200	3-3	5	1	1	0	0	0	0	1	.200	1	0	2	0	.333	0	0	1-3	1	0	0	1.000
4 ARIAS, Laura.....	.167	3-3	6	3	1	0	0	0	0	1	.167	4	0	5	0	.500	0	0	3-3	9	0	2	.818
17 DELATORRE, Yenthe	.000	3-2	7	0	0	0	0	0	1	0	.000	1	0	3	0	.125	0	0	0-0	10	2	1	.923
32 FERRER, Marta....	.000	3-3	5	5	0	0	0	0	0	0	.000	2	2	4	0	.444	0	0	3-3	1	10	2	.846
35 RUIZ, Iraia.....	.000	2-2	2	0	0	0	0	0	0	0	.000	1	1	1	0	.500	0	0	2-2	7	0	0	1.000
Totals.....	.281	3-3	64	26	18	1	2	1	19	26	.406	19	4	20	0	.471	0	1	23-25	43	23	14	.825
Opponents.....	.355	3-3	76	42	27	1	2	2	25	38	.500	21	4	8	0	.515	0	2	36-37	44	16	12	.833

LOB - Team (18), Opp (18). DPs turned - Team (0), Opp (1).

(All games Sorted by Earned run avg)

Player	ERA	W-L	APP	GS	CG	SHO/CBO	SV	IP	H	R	ER	BB	SO	2B	3B	HR	AB	B/Avg	WP	HBP	BK	SFA	SHA
31 SAIZ, Iraides....	9.92	0-1	3	2	0	0/0	0	12.0	24	29	17	7	8	1	2	2	64	.375	5	4	0	0	2
Totals.....	13.67	1-2	3	3	0	0/0	0	14.1	27	42	28	21	8	1	2	2	76	.355	12	4	0	0	2
Opponents.....	8.11	2-1	3	3	0	0/0	0	14.2	18	26	17	19	20	1	2	1	64	.281	3	4	0	0	1

PB - Team (6), ARIAS, L 6, Opp (2). SBA/ATT - ARIAS, L (36-36), SAIZ, I (22-23), ESTEVE, S (13-13), RUIZ, I (1-1).

II TORNEO MUJER Y DEPORTE 2008
Overall Statistics for C.VALENCIANA (as of Oct 19, 2008)
(All games Sorted by Fielding pct)

Player	C	PO	A	E	FLD%	DPs	SBA	CSB	SBA%	PB	CI
35 RUIZ, Iraia.....	7	7	0	0	1.000	0	1	0	1.000	0	0
13 ALVAREZ, Rocio...	6	3	3	0	1.000	0	0	0	---	0	0
37 AYGUES, Marisa...	1	1	0	0	1.000	0	0	0	---	0	0
17 DELATORRE, Yenthe	13	10	2	1	.923	0	0	0	---	0	0
30 ESTEVE, Susana...	10	5	4	1	.900	0	13	0	1.000	0	0
32 FERRER, Marta....	13	1	10	2	.846	0	0	0	---	0	0
4 ARIAS, Laura.....	11	9	0	2	.818	0	36	0	1.000	6	0
10 FRANCO, Yolanda..	7	4	1	2	.714	0	0	0	---	0	0
31 SAIZ, Iraides....	10	2	3	5	.500	0	22	1	.957	0	0
16 PALANCA, Mar.....	2	1	0	1	.500	0	0	0	---	0	0
Totals.....	80	43	23	14	.825	0	36	1	.973	6	0
Opponents.....	72	44	16	12	.833	1	23	2	.920	2	0

Hitting minimums - 1 Games 4 TPA

Pitching minimums - 1 Games 2 IP 1.0 IP/Game





FEDERACIÓN MADRILEÑA DE BEISBOL Y SOFBOL

Estadísticas acumuladas de Equipo
EUSKADI



Record: 1-2 Home: 0-1 Away: 1-1 MYD 08: 1-2

Table with 25 columns: Player, AVG, GP-GS, AB, R, H, 2B, 3B, HR, RBI, TB, SLG%, BB, HBP, SO, GDP, OB%, SF, SH, SB-ATT, PO, A, E, FLD%. Rows include individual players and Totals/Opponents.

LOB - Team (21), Opp (21). DPs turned - Team (2), Opp (1).

(All games Sorted by Earned run avg)

Table with 25 columns: Player, ERA, W-L, APP, GS, CG, SHO/CBO, SV, IP, H, R, ER, BB, SO, 2B, 3B, HR, AB B/Avg, WP, HBP, BK, SFA, SHA. Rows include individual players and Totals/Opponents.

PB - Team (3), ZUBIA, M 3, Opp (4). SBA/ATT - ZUBIA, M (14-16), BOURY, J (11-12), MENDIZABAL (7-8), OTAEGUI, Ar (5-5), MURILLO, A (1-1).

II TORNEO MUJER Y DEPORTE 2008
Overall Statistics for EUSKADI (as of Oct 19, 2008)
(All games Sorted by Fielding pct)

Table with 15 columns: Player, C, PO, A, E, FLD%, DPs, SBA, CSB, SBA%, PB, CI. Rows include individual players and Totals/Opponents.

Hitting minimums - 1 Games 4 TPA
Pitching minimums - 1 Games 2 IP 1.0 IP/Game





Leyenda - Abbreviations

OFENSIVA / HITTING

2B	Hit doble	Doubles
3B	Hit triple	Triples
AB	Veces al bate	At bats
AVG	Average de bateo	Batting average
BB	Base por bolas	Base on balls
GPD	Batazo para Doble Play	Grounded into double plays
GP / GS	Partidos jugados/ Partidos empezados	Games played / Games started
H	Hits	Base hits
HBP	Golpeado por el lanzador	Hit by pitch
HR	Homeruns	Home runs
IBB	Base por bolas intencional	Intentional base on balls
OB%	Promedio de llegada a base	On base percentage
R	Carreras	Runs scored
RBI	Carreras impulsadas	Runs batted in
SB / ATT	Robos / Intentos de robo	Stolen bases / Stolen bases attempts
SF	Sacrificio Fly	Sacrifice flies
SH	Toque de sacrificio	Sacrifice hits
SLG%	Promedio de potencia de bateo	Slugging percentage
SO	Strikeouts	Strikeouts
TB	Total de bases alcanzadas por hit	Total bases

LANZADOR / PITCHING

2B	Hits dobles permitidos	Doubles allowed
3B	Hits triples permitidos	Triples allowed
AB	Veces al bate	At bats
APP / GS	Partidos jugados / Partidos empezados	Appearances / Game starts
B/Avg	Promedio de bateo del equipo oponente	Opponent batting average
BB	Bases por bolas concedidas	Base on balls allowed
BF	Bateadores enfrentados	Batters faced
IBB	Bases por bolas intencionales	Intentional base on balls allowed
BK	Balk	Balk
CG	Partido completo	Complete games
ER	Carreras limpias	Earned runs allowed
ERA	Average de carreras limpias	Earned run average
FO	Eliminados por batazo de fly	Fly outs
GO	Eliminados por batazo de rolling	Ground outs
H	Hits permitidos	Hits allowed
HBP	Golpeados por el lanzamiento	Hit by pitch
HR	Homeruns permitidos	Home runs allowed
IP	Entradas lanzadas	Innings played
R	Carreras permitidas	Runs allowed
SFA	Sacrificios fly permitidos	Sacrifice flies allowed
SHA	Toques de sacrificio permitidos	Sacrifice hits allowed
SHO/CHO	Shutouts / Shutouts combinados	Shutouts / Combination shutouts
SO	Strikeouts	Strikeouts
SV	Juegos salvados	Saves
WL	Partidos ganados/Perdidos	Wins/Losses
WP	Wild pitches	Wild pitches

DEFENSA / FIELDING

A	Asistencias	Assists
C	Oportunidades defensivas	Chances
CI	Interferencia del receptor	Catcher's interference
CSB	Cogido robando (del lanzador y y del receptor)	Caught stealing by (pitcher and catcher)
DPs	Participaciones en doble play	Double plays participated in
E	Errores	Errors
FLD%	Promedio de defensa	Fielding percentage
PB	Passed ball (receptor)	Passed balls (catcher)
PO	Eliminaciones	Putouts
SBA	Robos permitidos (lanzador y receptor)	Stolen bases allowed (pitcher and catcher)
SBA%	Promedio de robos permitidos (lanzador y receptor)	Stolen bases against percentage (pitcher and catcher)

ANÁLISIS DE ESTADÍSTICAS / STATISTICS ANALYSIS

vs Left	Average de bateo contra lanzadores izquierdos	Avg against left-handed pitchers
vs Right	Average de bateo contra lanzadores derechos	Avg against right-handed pitchers
rch by leadoff	Average de bateo como primer bateador en la entrada	Avg when leading off an inning
with 2 outs	Average de bateo con 2 outs	Avg when batting with 2 outs
w/runners on	Average de bateo con corredores en base	Avg when batting with runners on base
w/bases empty	Average de bateo sin corredores en base	Avg when batting with bases empty
RBI ops	Average de bateo con corredores en 2ª o 3ª	Avg when batting with runners on 2nd or 3rd base
Gnd out	Numero de eliminaciones con batazos de rolling (incluyendo sacrificios, excluyendo errores)	Number of ground outs (includes SACs, but not errors)
Fly out	Numero de eliminaciones por fly (incluyendo los SF , excluyendo los errores)	Number of fly outs (includes SFs, but not errors)
Fly / Gnd	Ratio entre eliminaciones por batazos de fly y de rolling	Fly outs to ground outs ratio
pinch hitting	Average de bateo como bateador emergente	Avg as pinch hitter
with runners in scoring pos	Average de bateo con corredores en posición de anotar	Avg when batting with runners in scoring positions
w/rnr on 3rd and LT 2 outs	Average de bateo con corredor en 3ª y menos de 2 eliminados	Avg when batting with runner on third base and less than 2 outs
with 2 outs	Average de bateo con 2 eliminados	Avg when batting with 2 outs
2 out rbi	Carreras impulsadas con 2 eliminados	Runs batted in with 2 outs
success advancing rnrns	Numero de corredores avanzados por batazos	Success advancing runners
#rnrns adv w/out	Numero de veces que el bateador ha provocado un out y ha hecho avanzar al menos un corredor	Number of times batter made an out and advanced at least 1 runner
rnrns lob	Numero de corredores dejados en base por el ultimo bateador de la entrada	Number of runners left on base by last batter of inning
rch err	Veces que llega a 1ª base por error	Reach first base on error
rch fc	Veces que llega a 1ª base por jugada de elección	Reach first base on fielder's choice

